


Appendix-I

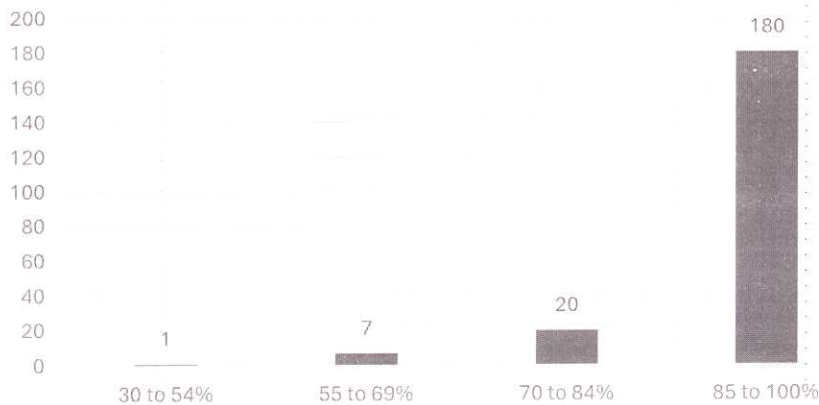
Students Satisfaction Survey Report Analysis –
Academic Year 2023-2024

Sr. No.	Questions	Number of response	Number of positive response	% of response
1.	How much of the syllabus was covered in the class?	209	200	95%
2.	How well did the teachers prepare for the classes ?	209	153	73%
3.	How well were the teachers able to communicate?	209	201	96%
4.	The teacher's approach to teaching can best be described as	209	205	98%
5.	Was your performance in assignments discussed with you ?	209	196	93%
6.	The institute takes active interest in promoting internship, student exchange, field visit opportunities for students.	209	195	93%
7.	The teaching and mentoring process in your institution facilitates you in cognitive, social and emotional growth.	209	197	94%
8.	The institution provides multiple opportunities to learn and grow.	209	199	95%
9.	Teachers inform you about your expected competencies, course outcomes and program outcomes.	209	202	96%
10.	Your mentor does a necessary follow-up with an assigned task to you.	209	200	95%
11.	The teachers illustrate the concepts through examples and applications.	209	203	97%
12.	The teachers identify your strengths and encourage you with providing right level of challenges.	209	198	94%
13.	Teachers are able to identify your weaknesses and help you to overcome them.	209	200	95%
14.	The institution makes effort to engage students in the monitoring, review and continuous quality improvement of the teaching learning process.	209	190	90%
15.	The institute/ teachers use student centric methods, such as experiential learning, participative learning and	209	201	96%



	problem solving methodologies for enhancing learning experiences.			
16	Teachers encourage you to participate in extracurricular activities.	209	197	94%
17	Efforts are made by the institute/ teachers to inculcate soft skills, life skills and employability skills to make you ready for the world of work.	209	201	96%
18	What percentage of teachers use ICT tools such as LCD projector, Multimedia, etc. while teaching.	209	201	96%
19	The overall quality of teaching-learning process in your institute is very good.	209	203	97%
20	Give three observation / suggestions to improve the overall teaching – learning experience in your institution.	209	201	96%

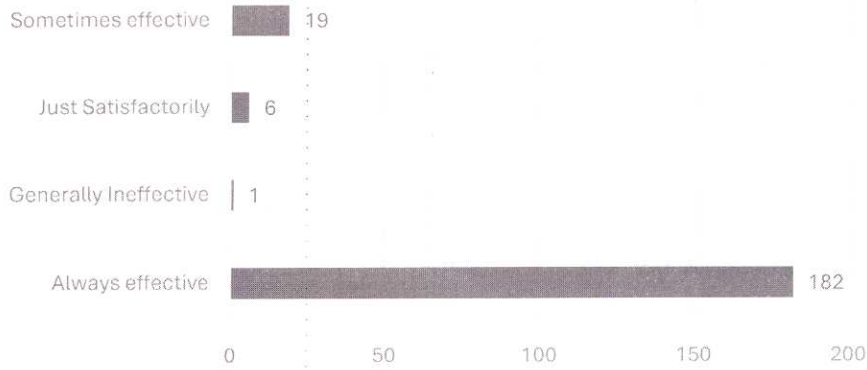
Count of How much of the syllabus was covered in the class?



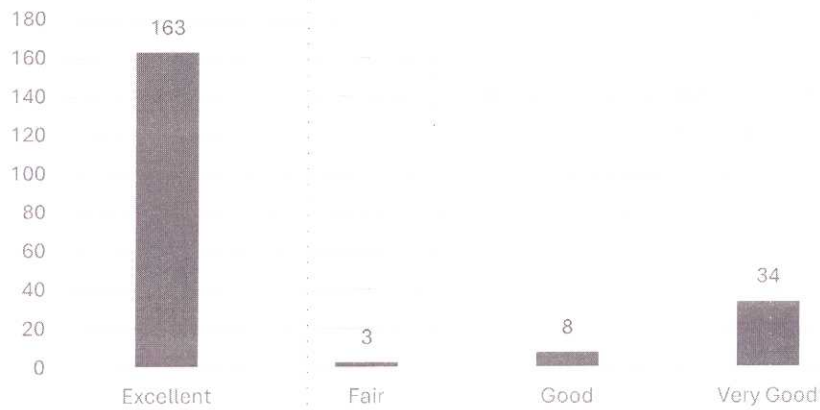
Count of How well did the teachers prepare for the classes ?




Count of How well were the teachers able to communicate ?




Count of The teacher's approach to teaching can best be described as



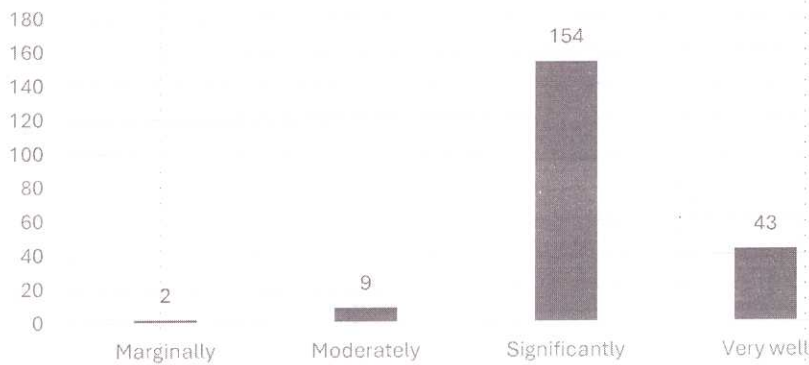
Count of Was your performance in assignments discussed with you ?




Count of The institute takes active interest in promoting internship, student exchange, field visit opportunities for students.




Count of The teaching and mentoring process in your institution facilitates you in cognitive, social and emotional growth.



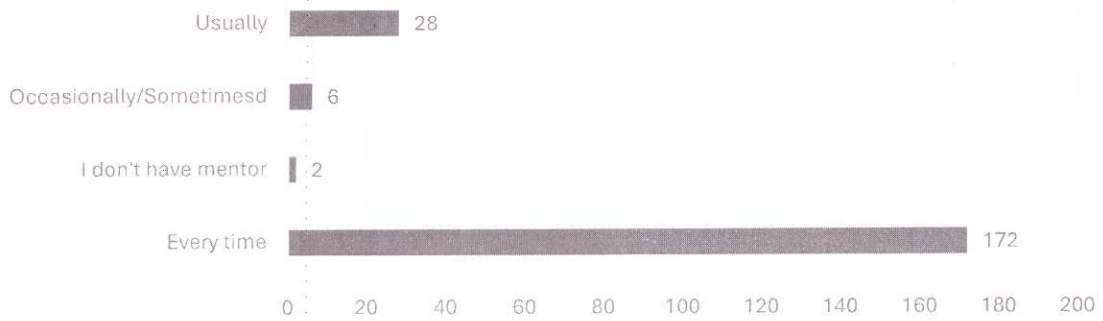
Count of The institution provides multiple opportunities to learn and grow.



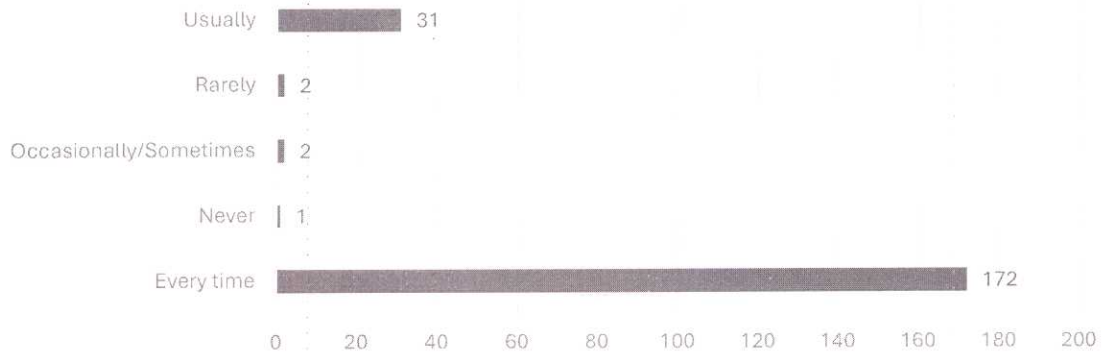
Count of Teachers inform you about your expected competencies, course outcomes and program outcomes.



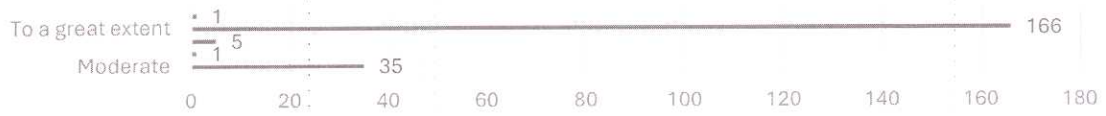
Count of Your mentor does a necessary follow-up with an assigned task to you.




Count of The teachers illustrate the concepts through examples and applications.




Count of The institute/ teachers use student centric methods, such as experiential learning, participative...

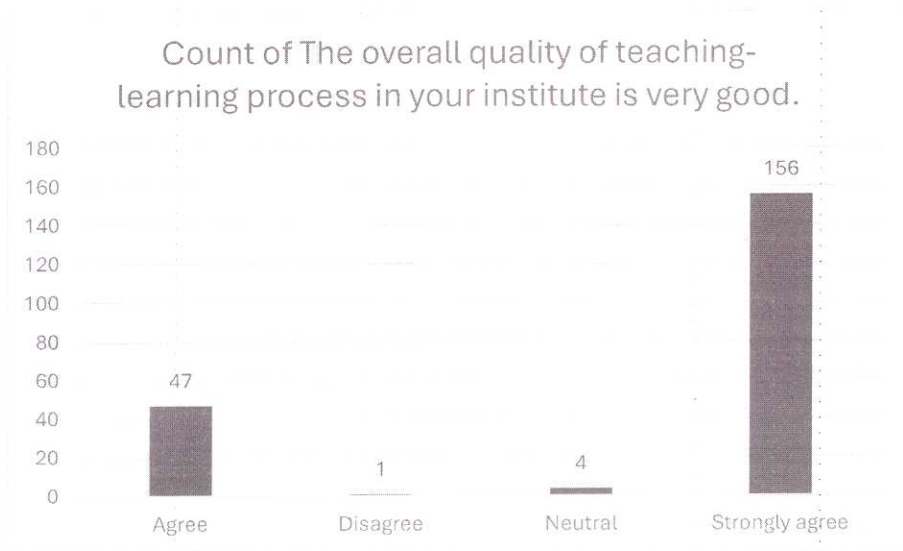


Count of Efforts are made by the institute/ teachers to inculcate soft skills, life skills and employability skills to make you ready for the world of work.



Count of What percentage of teachers use ICT tools such as LCD projector, Multimedia, etc. while teaching.





S. S. Jadhav

IQAC Coordinator
Pramod Ram Ujagar Tiwari
Saket Institute of Management
Saket Vidya Nagari Marg,
Chinchpada Road, Kalyan (E) 421 306



Pramod Ram Ujagar Tiwari

Director (In-Charge)
Pramod Ram Ujagar Tiwari
Saket Institute of Management
Saket Vidya Nagari Marg,
Chinchpada Road.

Appendix-II

Feedback Action Taken Report

Academic Year 2023-2024

Sr. No.	Suggestion Given/ Issue	Action Taken
1	Promote active learning and Student Engagement	Engaging sessions and roleplays, case study sessions conducted.
2	Clearing Doubt Sessions before exam	Revision sessions, slow learner mechanism effectively employed

S. Ujagar

IQAC Coordinator
Pramod Ram Ujagar Tiwari
Saket Institute of Management
Saket Vidya Nagari Marg,
Chinchpada Road, Kalyan (E) 421 306



Pramod Ram Ujagar Tiwari

Director (In-Charge)
Pramod Ram Ujagar Tiwari
Saket Institute of Management
Saket Vidya Nagari Marg,
Chinchpada Road, Kalyan (E) 421 306

Appendix-III

View results

Respondent

31 Anonymous

03:51

Time to complete

1. Name of the student *

Sangeeta ranganath sable

2. Class *

FYMMS (2023-2025 Batch)

SYMMS (2022-2024 Batch)

3. Roll No *

Mention complete roll number

23085

4. How much of the syllabus was covered in the class? *

85 to 100%

70 to 84%

55 to 69%

30 to 54%

Below 30%



5. How well did the teachers prepare for the classes ? *

- Thoroughly
- Satisfactorily
- Poorly
- Indifferently
- Won't teach at all

6. How well were the teachers able to communicate ? *

- Always effective
- Sometimes effective
- Just Satisfactorily
- Generally Ineffective
- Very poor communication

7. The teacher's approach to teaching can best be described as *

- Excellent
- Very Good
- Good
- Fair
- Poor

8. Was your performance in assignments discussed with you ? *

- Every time
- Usually
- Occasionally/Sometimes
- Rarely
- Never



9. The institute takes active interest in promoting internship, student exchange, field visit opportunities for students. *

- Regularly
- Often
- Sometimes
- Rarely
- Never

10. The teaching and mentoring process in your institution facilitates you in cognitive, social and emotional growth. *

- Significantly
- Very well
- Moderately
- Marginally
- Not at all

11. The institution provides multiple opportunities to learn and grow. *

- Strongly agree
- Agree
- Neutral
- Disagree
- Strongly disagree

12. Teachers inform you about your expected competencies, course outcomes and program outcomes. *

- Every time
- Usually
- Occasionally/Sometimesd
- Rarely
- Never



13. Your mentor does a necessary follow-up with an assigned task to you. *

- Every time
- Usually
- Occasionally/Sometimes
- Rarely
- I don't have mentor

14. The teachers illustrate the concepts through examples and applications. *

- Every time
- Usually
- Occasionally/Sometimes
- Rarely
- Never

15. The teachers identify your strengths and encourage you with providing right level of challenges. *

- Fully
- Usually
- Reasonably
- Partially
- Slightly
- Unable to

16. Teachers are able to identify your weaknesses and help you to overcome them. *

- Every time
- Usually
- Occasionally/Sometimes
- Rarely
- Never



17. The institution makes effort to engage students in the monitoring, review and continuous quality improvement of the teaching learning process. *

- Strongly agree
- Agree
- Neutral
- Disagree
- Strongly disagree

18. The institute/ teachers use student centric methods, such as experiential learning, participative learning and problem solving methodologies for enhancing learning experiences. *

- To a great extent
- Moderate
- Some what
- Very little
- Not at all

19. Teachers encourage you to participate in extracurricular activities. *

- Strongly agree
- Agree
- Neutral
- Disagree
- Strongly disagree

20. Efforts are made by the institute/ teachers to inculcate soft skills, life skills and employability skills to make you ready for the world of work. *

- To a great extent
- Moderate
- Some what
- Very little
- Not at all



21. What percentage of teachers use ICT tools such as LCD projector, Multimedia, etc. while teaching. *

- To a great extent
- Above 90%
- 70 - 89%
- 50 - 69%
- 30 - 49%
- Below 29%

22. The overall quality of teaching-learning process in your institute is very good. *

- Strongly agree
- Agree
- Neutral
- Disagree
- Strongly disagree

23. Give three observation / suggestions to improve the overall teaching – learning experience in your institution. *

No any suggestions all teaching staff are excellent Thank you



View results

Respondent

16 MOHINI 315823059

04:24

Time to complete

1. Name of the student *

Mohini Mhaskar

2. Class *

FYMMS (2023-2025 Batch)

SYMMS (2022-2024 Batch)

3. Roll No *

Mention complete roll number

59

4. How much of the syllabus was covered in the class? *

85 to 100%

70 to 84%

55 to 69%

30 to 54%

Below 30%



5. How well did the teachers prepare for the classes ? *

- Thoroughly
- Satisfactorily
- Poorly
- Indifferently
- Won't teach at all

6. How well were the teachers able to communicate ? *

- Always effective
- Sometimes effective
- Just Satisfactorily
- Generally Ineffective
- Very poor communication

7. The teacher's approach to teaching can best be described as *

- Excellent
- Very Good
- Good
- Fair
- Poor

8. Was your performance in assignments discussed with you ? *

- Every time
- Usually
- Occasionally/Sometimes
- Rarely
- Never



9. The institute takes active interest in promoting internship, student exchange, field visit opportunities for students. *

- Regularly
- Often
- Sometimes
- Rarely
- Never

10. The teaching and mentoring process in your institution facilitates you in cognitive, social and emotional growth. *

- Significantly
- Very well
- Moderately
- Marginally
- Not at all

11. The institution provides multiple opportunities to learn and grow. *

- Strongly agree
- Agree
- Neutral
- Disagree
- Strongly disagree

12. Teachers inform you about your expected competencies, course outcomes and program outcomes. *

- Every time
- Usually
- Occasionally/Sometimesd
- Rarely
- Never



13. Your mentor does a necessary follow-up with an assigned task to you. *

- Every time
- Usually
- Occasionally/Sometimes
- Rarely
- I don't have mentor

14. The teachers illustrate the concepts through examples and applications. *

- Every time
- Usually
- Occasionally/Sometimes
- Rarely
- Never

15. The teachers identify your strengths and encourage you with providing right level of challenges. *

- Fully
- Usually
- Reasonably
- Partially
- Slightly
- Unable to

16. Teachers are able to identify your weaknesses and help you to overcome them. *

- Every time
- Usually
- Occasionally/Sometimes
- Rarely
- Never



17. The institution makes effort to engage students in the monitoring, review and continuous quality improvement of the teaching learning process. *

- Strongly agree
- Agree
- Neutral
- Disagree
- Strongly disagree

18. The institute/ teachers use student centric methods, such as experiential learning, participative learning and problem solving methodologies for enhancing learning experiences. *

- To a great extent
- Moderate
- Some what
- Very little
- Not at all

19. Teachers encourage you to participate in extracurricular activities. *

- Strongly agree
- Agree
- Neutral
- Disagree
- Strongly disagree

20. Efforts are made by the institute/ teachers to inculcate soft skills, life skills and employability skills to make you ready for the world of work. *

- To a great extent
- Moderate
- Some what
- Very little
- Not at all



21. What percentage of teachers use ICT tools such as LCD projector, Multimedia, etc. while teaching. *

- To a great extent
- Above 90%
- 70 - 89%
- 50 - 69%
- 30 - 49%
- Below 29%

22. The overall quality of teaching-learning process in your institute is very good. *

- Strongly agree
- Agree
- Neutral
- Disagree
- Strongly disagree

23. Give three observation / suggestions to improve the overall teaching – learning experience in your institution. *

Excellent faculty

IQAC Cordinator
Pramod Ram Ujagar Tiwari
Saket Institute of Management
Saket Vidya Nagari Marg,
Chinchpada Road, Kalyan (E) 421 306



Director (in-charge)
Pramod Ram Ujagar Tiwari
Saket Institute of Management
Saket Vidya Nagari Marg,
Chinchpada Road, Kalyan (E) 421 306